

FACTSheet #13 Snapshot

September 2018



This latest FACTSheet produced by the Committee for Perth contains a snapshot of key facts relating to the current performance of Perth and Western Australia.

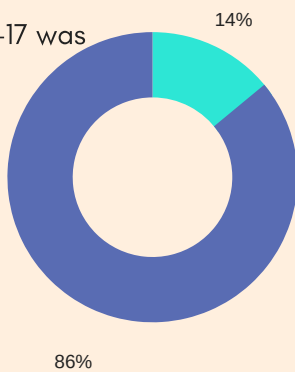
It draws on data from a range of sources including FACTBase reports, Committee for Perth research, government departments and media articles.



THE UNIVERSITY OF
WESTERN
AUSTRALIA

WA Economy: 2016-17

WA's GSP in 2016-17 was **\$247.7 billion**, 14% of Australia's GDP



WA's Gross State Income rose **3.6%**

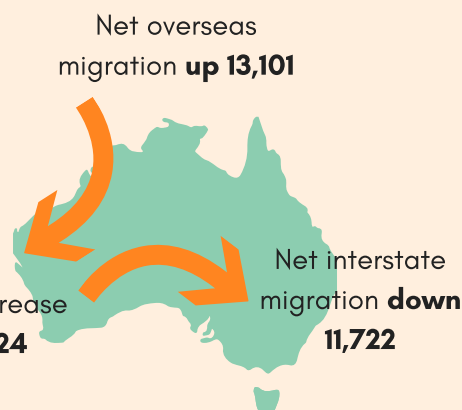


Real GDP **fell 2.7%** compared to 3.9% average growth in the last ten years



added to GSP through WA's Aboriginal tourism businesses

Population



Forecast for a population of 3.27 million by 2026



Labor market

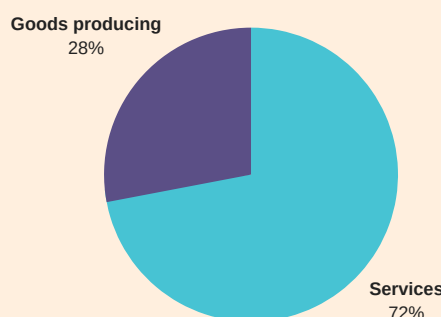


WA's average annual adult full-time total earnings, **12% above** the Australian average

Wages Growth Forecast



Total employment March quarter 2018 by industry sector



1.33 million
Western Australian's employed in February 2018

22,200 vacant jobs in March quarter 2018



Consumption

Largest increases in household consumption



Insurance, finance & other +\$715m



Health +\$545m



Transport +\$270m

Largest decreases in household consumption



Rent & other dwelling services -\$607m



Furnishings & household equipment -\$265m



Clothing & footwear -\$139m

Property Market

December Quarter 2017



Median Established House Price
Perth - Up 1% - \$508,000
Regional WA - Up 6% - \$340,000

Perth rents **fell 1%**, however the market recorded 12 consecutive months of stable prices



WA Exports: 2017

WA accounted for **41%** of Australia's merchandise exports

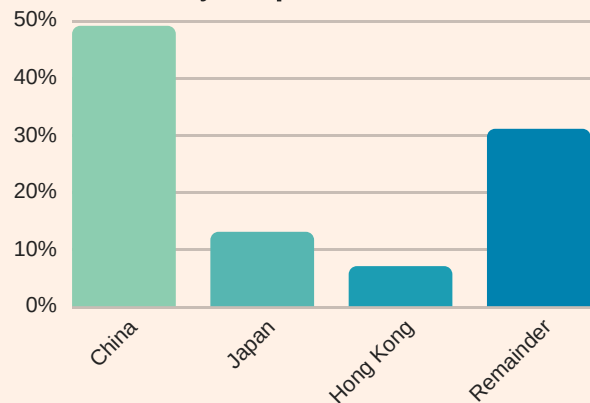
\$113.3 billion

Minerals and petroleum (92%)

\$8.5 billion

Agriculture, food, fibre, fisheries and forestry (7%)

Major Export Markets



Services Exports

- Education related travel - up 12%
- International student enrollments - down 2%
- Personal travel - down 6%

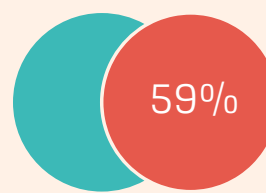
Lifestyle



Ranked **#14** in the Global Liveability Index, down 7 places



Ranked **#10** in the world's healthiest cities



People satisfied with living in Perth in 2018
Compared to **73%** in 2015



Home to the third-largest Fringe World Festival, generating **\$10 million** in revenue in 2017